

JUNE 2024

DANVILLE-PITTSYLVANIA

REGIONAL CHILDCARE NEEDS ASSESSMENT



This initiative aims to provide an understanding of the current childcare landscape, including gaps in care to inform strategies that will enhance regional prosperity and opportunity

THE COST OF THE GAP

\$22.7M

economic impact in childcare
service gaps

58.2% sites

licensed & regulated sites reported a
waitlist

810 slots

early childcare supply needed to
close the gap in the region

Source: Ready Region, Southside Early Care Access Dashboard



**ONLY 6% OF PARENTS ARE
COMPLETELY SATISFIED WITH THE
CURRENT CHILDCARE OFFERINGS**

Source: Parent Needs Assessment Survey, n-695

The childcare crisis has impacts beyond the families and children it serves. It has the ability to impact the economy.

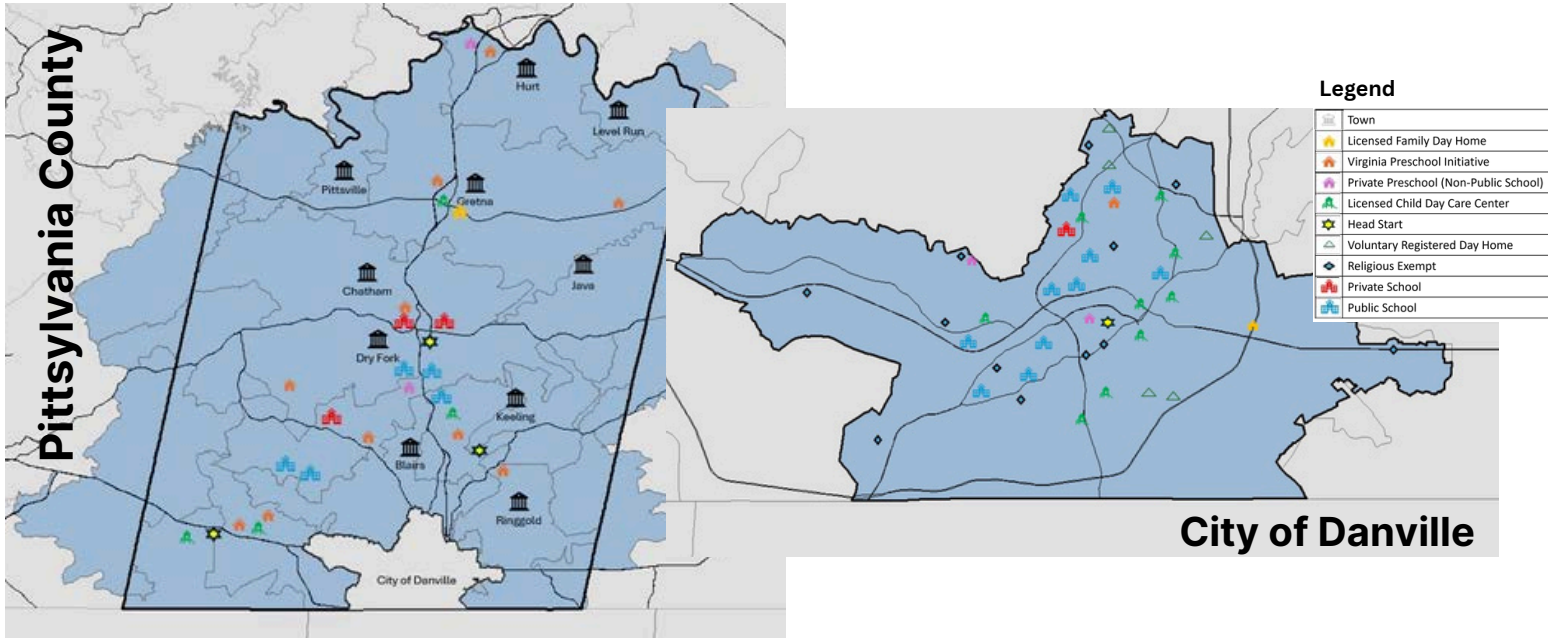
Acknowledgements

The research team extends gratitude to the individuals and organizations that contributed to surveys, interviews, focus groups, and technical assistance, thereby informing the needs of the childcare industry in the Danville-Pittsylvania County region.

POOR ACCESS IMPACTS THE REGION'S ABILITY TO GROW

ACCESS

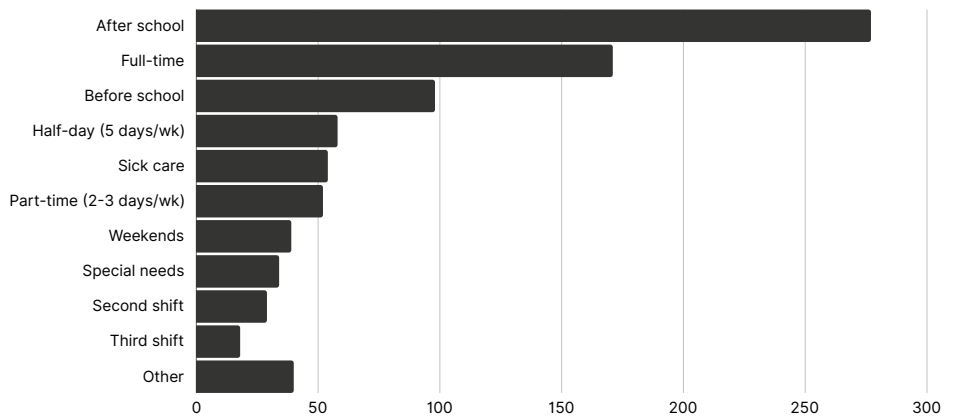
CHILDCARE SITES ARE UNEVENLY LOCATED THROUGHOUT THE REGION



There is a limited workforce due to lack of compensation & benefits

Geographic disparities have created a gap between available childcare options and parent preferences

Parents indicated full-time and after school care as their top childcare needs



Source: Parent Needs Assessment Survey, n-695

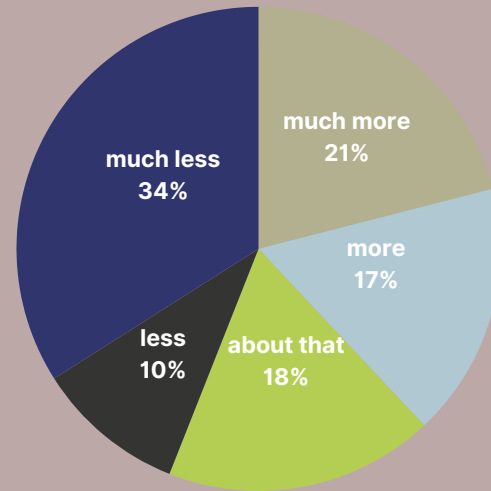
RISING TUITIONS ARE PRICING CAREGIVERS OUT OF THE MARKET FOR SERVICES

FUNDING

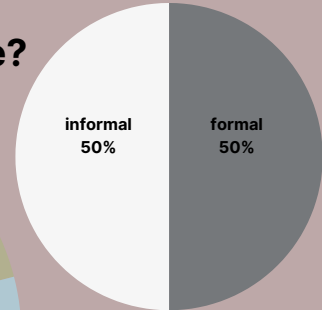
Since 2019 the average price of childcare services has risen 30%

Economic forces impede the region from offering above baseline quality care

Do you spend 7% of your household income on childcare?

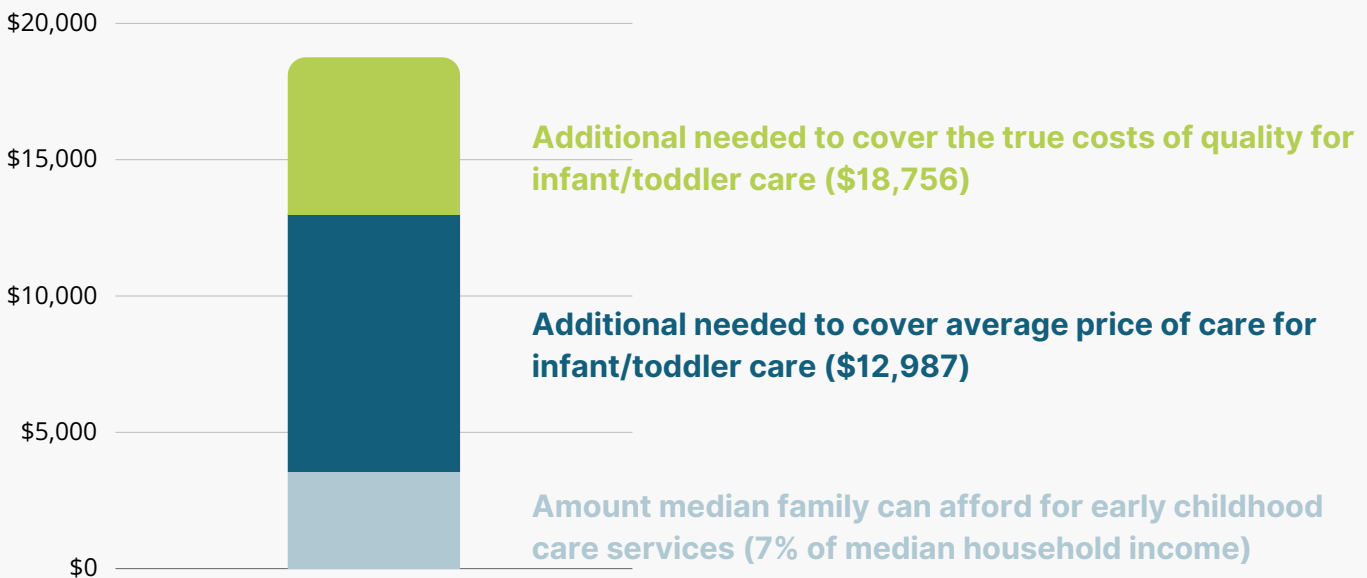


What type of childcare do you utilize?



Source: Parent Needs Assessment Survey, n-695

There is a gap between affordability, average cost of care, and quality care



Source: Ready Region, Southside Early Care Access Dashboard

EXCEPTIONAL QUALITY IS THE GOAL

QUALITY

The State of Virginia has established the Virginia Quality Birth to Five (VQB5) system to measure the quality of teaching and learning based on two indicators: interactions and curriculum.

Interaction Points <i>(700 total points)</i>	Average of all local CLASS scores from the fall and the spring
Curriculum Points <i>(100 total points)</i>	Programs using an approved curriculum in at least one classroom
Total Points	Interaction Points + Curriculum Points
VQB5 Quality Ratings	Exceeds Expectations = 700 -800 points Meets Expectations = 400-699 points Needs Support = 100 -399 points

Childcare that surpasses quality standards might include technology, enhanced training & professional development opportunities, & programs designed to prepare children for the next stage of learning.

Technology can improve operational and program quality

There are limited incentives to pursue training & professional development

Programming needs to prepare children to be "school-ready"